



# HINIKER

1032 SERIES

# 10 FOOT PLOW

HIGH-PERFORMANCE TRIP-EDGE

- 32" Tall high-capacity moldboard
- Corrosion-free, dent-resistant black HDPE polyethylene surface
- 14 Rib welded moldboard frame
- Two-section split trip edge with 6 trip springs for maximum protection
- 8 Inch cutting edge—1/2 inch thick
- Plow-mounted electric/hydraulic or central hydraulic configurations



## The Ultimate Plow For Professional Use

Get professional plowing performance for your Ford F450/F550, GM 4500/5500 or Dodge 4500/5500.

# HINIKER HIGH-PERFORMANCE 10 FOOT PLOW

Convenient, compact fingertip control mounts anywhere or can be hand held. (Electric/hydraulic plows only.)



All Hiniker 1032 plows are equipped with super-bright quad halogen headlights, for up to twice the power of typical sealed beam lights.



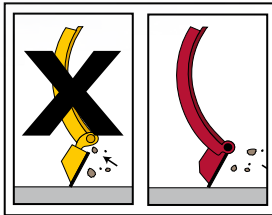
1/4-inch thick HDPE polyethylene moldboard never needs refinishing.

Extruded polyethylene snow deflectors are included as standard equipment.


Fourteen laser-cut ribs strengthen the moldboard frame.

Trouble-free compression-type trip springs.

Hydraulic scissors lift cuts transport bounce, eliminates chains.



"No-Pinch" Pivot prevents stones, ice or other debris from jamming the trip-edge. This allows for the full return of the trip-edge every time.




Horizontal-truss moldboard frame provides exceptional resistance to bending and bowing.

Cast iron skid shoes are standard equipment.

## Quick Hitch MOUNTING SYSTEM

**SPEED, EASE, & SIMPLICITY**

The Hiniker Quick Hitch is the fastest plow mounting system available! The self-aligning drive-in mount lets you connect your Hiniker plow in seconds. This eliminates manually lifting, pushing, and pulling the plow into place.



- 1 Drive truck forks into plow receiver
- 2 Pull lever to lock plow to truck & raise stand
- 3 Plug in connections & you're ready to roll!

Reverse the process to disconnect the entire plow assembly just as quickly, leaving it ready for the next snowfall. Because Hiniker makes it so easy to disconnect your plow, you'll save weight and wear on your truck when the plow is not needed.

## HINIKER Specifications:

BLADE WIDTH	10'
BLADE HEIGHT	32"
MOLDBOARD SURFACE	HDPE Poly
VERTICAL RIBS	14
COMPRESSION TRIP SPRINGS	6
CUTTING EDGE (HIGH CARBON 1084 STEEL)	1/2" x 8"
TRIP HEIGHT	9.75 inches
WEIGHT (NET OF TRUCK MOUNTED HARDWARE)	938 lb. (electric/hydraulic) 894 lb. (central hydraulic)

WE RESERVE THE RIGHT TO AMEND THESE SPECIFICATIONS AT ANY TIME WITHOUT NOTICE. THE ONLY WARRANTY APPLICABLE IS OUR STANDARD WRITTEN WARRANTY. WE MAKE NO OTHER WARRANTY, EXPRESSED OR IMPLIED.



**HINIKER COMPANY**  
58766 240 St • P.O. Box 3407  
Mankato, MN 56002-3407  
Phone (507) 625-6621  
Fax (507) 625-5883  
[www.hiniker.com](http://www.hiniker.com)